

2) TITLE OF THE BEST PRACTICE: DESIGN and MAKING of E -BIKE WITH STUDENTS

THE CONTEXT THAT REQUIRED INITIATION OF THE PRACTICE:

The need of making an E bike with students is to encourage all the students in the college to undertake projects on their own in their future career. This activity also gives experience to the students in indenting, procurement process, planning etc. The need is to create a vibrant community of students in the college. Youth empowerment, peer learning in groups, student staff relations are the other ideas that made this context as the Best practice.

OBJECTIVES:

- 1) To create awareness in student community, especially from rural background, towards application of science and technology in their life.
- 2) To create enthusiasm in student community towards making working models like this which will be useful in their day-to-day activities.
- 3) To ignite ideas in young minds and finally towards youth empowerment and entrepreneurship capabilities

Procedure/Practice of the objective:

As soon as the idea was circulated among physics students in final B.sc, CH V B Vasanth of III MPC came with the project titled "E Bike". The same Project was approved by principal sir. Later with department staff motivation a group of 11 students from III MPC with Mr. CH V B Vasanth as coordinator of the project finalized. Soon with principal sir recommendation, accounts department sanctioned Rs 5000/- for the "E Bike" project. Students started reading literature, watched many videos on cycle motors and construction of similar projects by engineering students in our Sri Vishnu educational society. Father of Mr. Vasanth also helped the student group as he has knowledge in Electrical instrumentation and repairs.

The major part of the project is getting Motor, 12 V DC batteries connecting wires etc. Students finally decided to buy the motor from online vendors after consulting Lecturers with Electronics background. Later they settled for Two 12 V batteries after studying the loads, charging times and weight of the batteries on Cycle etc extensively.

They also got an used cycle from one of their friends and made it ready for E Bike with minor changes with the help of local cycle shops and foundry workshops.

It took few days of trial and errors to finally connect all the required parts to the cycle and finally making it as an E Bike. Details of the team is given below

S.No	Name of the student	Group/Regd.No	Period
1	Ch V B Vasanth (coordinator)	III MPC/153117101013	3/8/17 to10/01/2018
2	A Ranjith Kumar	III MPC/153117101001	
3	B Tarun kumar	III MPC/153117101007	
4	B Revathi	III MPC/153117101008	
5	B Dileep	III MPC/153117101009	
6	B Renuka devi	III MPC/153117101011	
7	I Dinesh	III MPC/153117101016	
8	J S Jones	III MPC/153117101017	
9	J Chandra mouli	III MPC/153117101018	
10	MSP Rushi	III MPC/153117101033	
11	N Ayyappa	III MPC/153117101037	

Evidence of Success:

It made enormous amount of effect in students and many visited the E bike during and after it was made. It gave them confidence and they felt even a rural B.sc student can take up such projects. The discussions among students and students and staff is the evidence of success.

Problems Encountered & Resources Required:

- 1) Financial assistance to purchase necessary raw material
- 2) Time duration and examinations on the Academics affect

Note:

Contact person for this practice: Mr. B.KIRAN, HOD, Department of Physics,

mobile:09885169450

BV.RAJU COLLEGE
VISHNUPUR, BHIMAVARAM
TOTAL BEST PRACTICES DURING THE YEAR 2018-19 | : 4 : |

BEST PRACTICE-1:

DESIGNING OF PSYCHOLOGY WEBSITE FOR SRI VISHNU EDUCATIONAL SOCIETY:

THE CONTEXT THAT REQUIRED THE INITIATION OF THE PRACTICE:

An increasing amount of attention is being directed to the transition to higher education. It is a movement that incorporates a great deal of stress and challenge. Although some students are able to experience this transition as a challenge to personal growth, other students are overwhelmed by the changes and experience emotional maladjustment and depression. These difficulties are often present as inefficiencies in coping with Family separation, time and stress management, basic study techniques, goal setting, relationship formation, handling emotions, and self-esteem crystallization. Personal, academic, social, and professional success depend on the student's ability to manage these aspects of their lives. These conditions may hinder students from excelling on tests, completing assignments or even making it to class. In extreme cases, students may even drop out of college. Young people are spending most of their day on the internet – experiencing cyber-crimes, cyber bullying, and playing violent video games. suicide and substance of abuse numbers have been steadily rising and young adults are in the age when serious psychological problems can occur and yet they are taught little to nothing about those.

Sri Vishnu Educational Society has diversified student community of various age groups under multidisciplinary programs and courses in technology, sciences, medical, pharmaceutical etc, comprising of 10000 plus students around. Department of Psychology, a wing of Sri Vishnu Educational society wants to bring attention to above cited issues of its students and staff who are facing multiple psychological issues and begin the conversation around what they need in order to grow up healthy, happy and resilient.

Since students and sometimes faculty may hesitate to come forward and open about their challenges and issues related to psychological wellbeing there must be a common plat form like a website to resolve.

OBJECTIVES:

- 1) To conduct psychology screening tests to know the behaviour/ personality of the student community.
- 2) Students will understand their psychological issues individually and get help out of frequently answered questions.

- 3) To empower pupil to reclaim their lives by providing guidance, counselling, psychotherapy and life skills for improving psychological wellbeing. And activities to improve their personality
- 4) Girl Students can address their issues by writing mail directly to psy@srivishnu.edu.in or they can contact through phone 09100972237

THE PRACTICE:

Dr. K. Bhavani Prakash, HOD and Ms. Geetha Priya, (counselling psychologist) of Psychology department from SVES has taken necessary direction and approvals from the management and concerned authority for this initiation to cater the needs of students' psychological issues. **B Lakshmana swamy** student from III MCA and I Vijaya Tulasi faculty from MCA and S.K. Alisha, faculty and TPO from MCA department of B V RAJU COLLEGE constituted as a team for this practice and taken guidelines, mentoring and suggestions at regular intervals from above psychology team about 30 days. It is inaugurated on 12-02-2019 by our honourable Chairman Sri K.V. Vishnu Raju garu, the services and contributions of the website designer Lakshmana swamy are appreciated with commendation certificate along with cash honorarium of Rs.10,000/-

CHALLENGES AND RESOURCES:

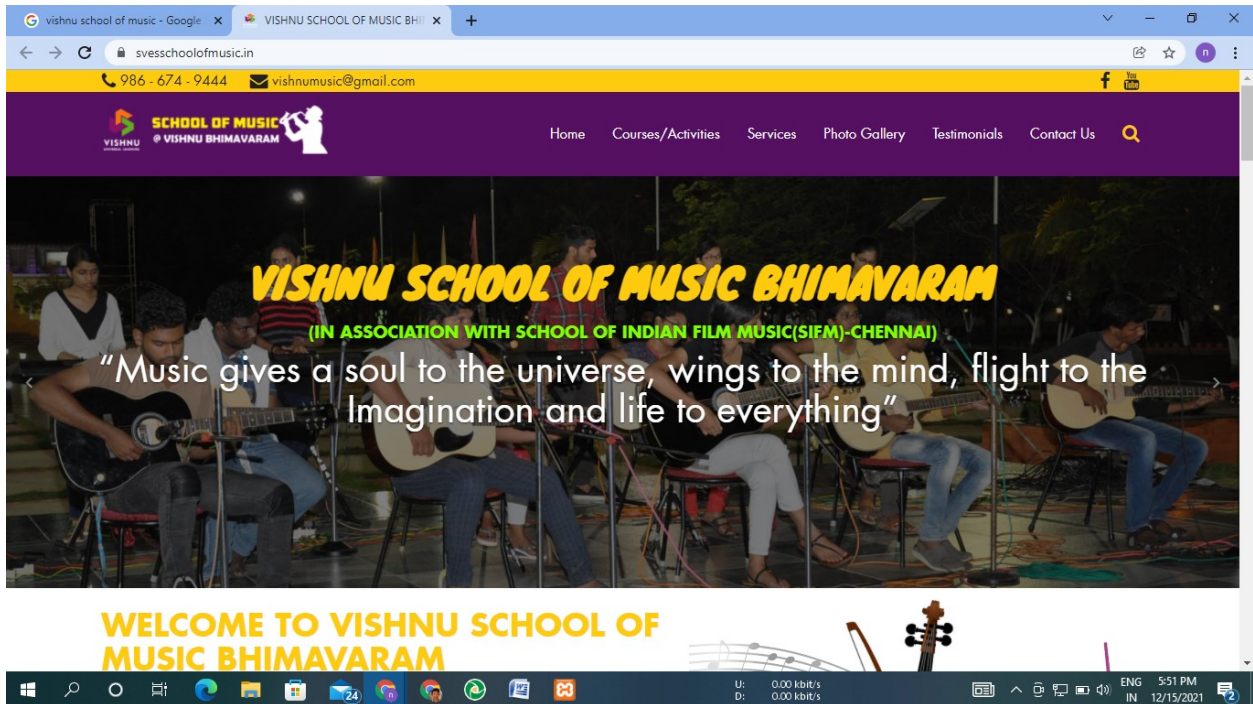
- 1) Wide fraternity in student community; so that proper alignment in platform designing to address their common issues especially for students coming from diversified rural areas and typical social and economic backgrounds
- 2) Management provided discussion chambers for students and psychology department, taken required information for initial design by conducting interactive sessions.
- 3) Technical support from the Department of MCA wherever applicable along with systems, software support, internet and lab facilities
- 4) Academic flexibility Provision for website designer and supporters.

EVIDENCE OF SUCCESS:

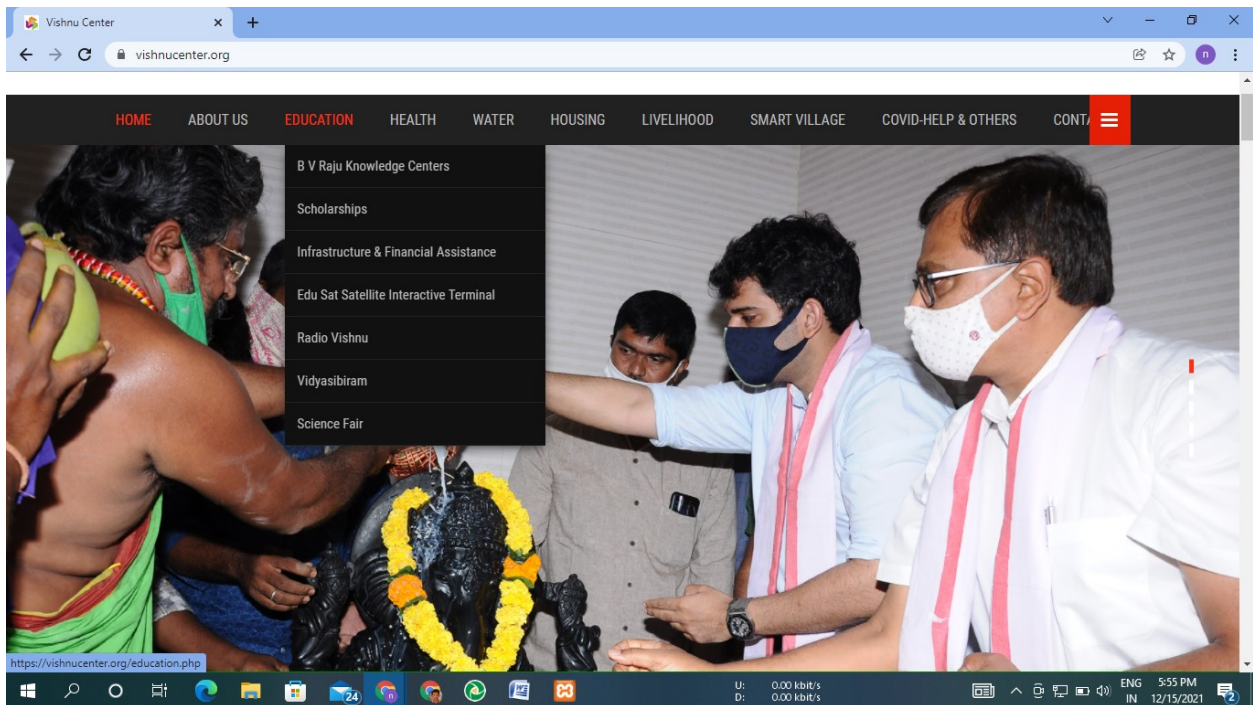
- 1) The student community of SVES, Bhimavaram are benefitted by this remarkable practice, they addressed most of their issues through this platform and sought relief for their common psychological issues.
- 2) The students understood that such type of practice is required too.
- 3) Students behaviour, their success in academic activities, discipline, decrease in grievance cell visiting students count associated with counselling and psychological issues at the society level.
- 4) Link for the website: <https://svespsychologybvrml.in>

Dr. I R Krishnam Raju and Mr. R Rama Rao developed websites

URL: <https://svesschoolofmusic.in/>



URL: <https://vishnucenter.org/>



Mr. B Naresh faculty of Computer Science developed four real time projects for the benefit of institution.

1. Guest House Management System

The main purpose of this software is to keep track and monitor the guest house activities include

- Add/update/delete house information.
- Add/update/delete room information to the respective house.
- Know the available room details in the respective houses.
- Book a room for a guest in a specified date and time.
- Can maintain the food expense of each guest.
- Can search about a guest based on guest name or house name or institution name.

Reports

- House wise report (Day or Period)
- Day report
- Institution wise report.
- Purpose of visit wise report.
- Overall report
- Checkout report.

The screenshot displays a web application interface for 'SVES Guest House Automation'. The browser address bar shows the URL 'localhost/ghms/bookRoom.php?hname=VISHNU_GUEST_HOUSE'. The application has a blue header with the title and location. A left sidebar provides navigation options. The main area features a table of rooms, with the first room (R1) expanded to show a calendar view of available dates.

Room No	Room Type	Capacity	
R1	Normal Room	2	Hide Dates
<div style="display: flex; flex-wrap: wrap; gap: 5px;"> <div style="background-color: #28a745; color: white; padding: 2px 5px; margin: 2px;">21-12-15</div> <div style="background-color: #28a745; color: white; padding: 2px 5px; margin: 2px;">21-12-16</div> <div style="background-color: #28a745; color: white; padding: 2px 5px; margin: 2px;">21-12-17</div> <div style="background-color: #28a745; color: white; padding: 2px 5px; margin: 2px;">21-12-18</div> <div style="background-color: #28a745; color: white; padding: 2px 5px; margin: 2px;">21-12-19</div> <div style="background-color: #28a745; color: white; padding: 2px 5px; margin: 2px;">21-12-20</div> <div style="background-color: #28a745; color: white; padding: 2px 5px; margin: 2px;">21-12-21</div> <div style="background-color: #28a745; color: white; padding: 2px 5px; margin: 2px;">21-12-22</div> <div style="background-color: #28a745; color: white; padding: 2px 5px; margin: 2px;">21-12-23</div> <div style="background-color: #28a745; color: white; padding: 2px 5px; margin: 2px;">21-12-24</div> <div style="background-color: #28a745; color: white; padding: 2px 5px; margin: 2px;">21-12-25</div> <div style="background-color: #28a745; color: white; padding: 2px 5px; margin: 2px;">21-12-26</div> <div style="background-color: #28a745; color: white; padding: 2px 5px; margin: 2px;">21-12-27</div> <div style="background-color: #28a745; color: white; padding: 2px 5px; margin: 2px;">21-12-28</div> <div style="background-color: #28a745; color: white; padding: 2px 5px; margin: 2px;">21-12-29</div> <div style="background-color: #28a745; color: white; padding: 2px 5px; margin: 2px;">21-12-30</div> <div style="background-color: #28a745; color: white; padding: 2px 5px; margin: 2px;">21-12-31</div> <div style="background-color: #28a745; color: white; padding: 2px 5px; margin: 2px;">22-01-01</div> <div style="background-color: #28a745; color: white; padding: 2px 5px; margin: 2px;">22-01-02</div> <div style="background-color: #28a745; color: white; padding: 2px 5px; margin: 2px;">22-01-03</div> <div style="background-color: #28a745; color: white; padding: 2px 5px; margin: 2px;">22-01-04</div> <div style="background-color: #28a745; color: white; padding: 2px 5px; margin: 2px;">22-01-05</div> <div style="background-color: #28a745; color: white; padding: 2px 5px; margin: 2px;">22-01-06</div> <div style="background-color: #28a745; color: white; padding: 2px 5px; margin: 2px;">22-01-07</div> <div style="background-color: #28a745; color: white; padding: 2px 5px; margin: 2px;">22-01-08</div> <div style="background-color: #28a745; color: white; padding: 2px 5px; margin: 2px;">22-01-09</div> <div style="background-color: #28a745; color: white; padding: 2px 5px; margin: 2px;">22-01-10</div> <div style="background-color: #28a745; color: white; padding: 2px 5px; margin: 2px;">22-01-11</div> <div style="background-color: #28a745; color: white; padding: 2px 5px; margin: 2px;">22-01-12</div> <div style="background-color: #28a745; color: white; padding: 2px 5px; margin: 2px;">22-01-13</div> </div>			
R2	Normal Room	2	Show Dates
R3	Normal Room	2	Show Dates
R4	Normal Room	2	Show Dates

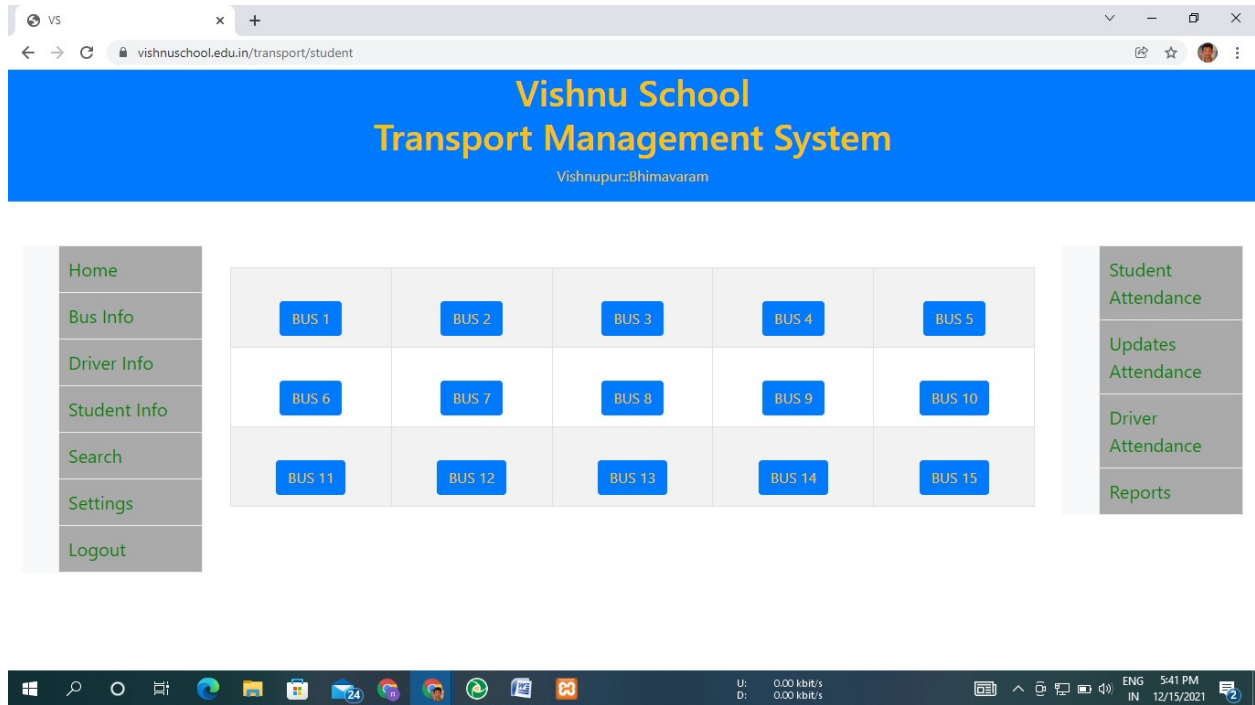
2. School Transport Management System

The purpose of this software is to take the attendance of the school students who traveled in the bus in morning and evening sessions. We can also get an attendance report of the students as a day report and period report.

The functional requirements are....

- Add/delete/update bus information.
- Add/delete/update driver information.
- Add/delete/update student information either online or offline.
- Post/update attendance of the students.
- Get a day attendance report.
- Get a period wise attendance report.
- Get a summary report

URL: <https://vishnuschool.edu.in/transport>



3. Placement Management System

The main objective of this project is the placement officer can intimate the placement drive information to the students and collect the respective student details. Based on the interview procedure the admin can also stores the selected student details within the database permanently.

The system can also maintain the student information (Roughly 30 columns) based on the pass out year.

At any time we can get the following reports

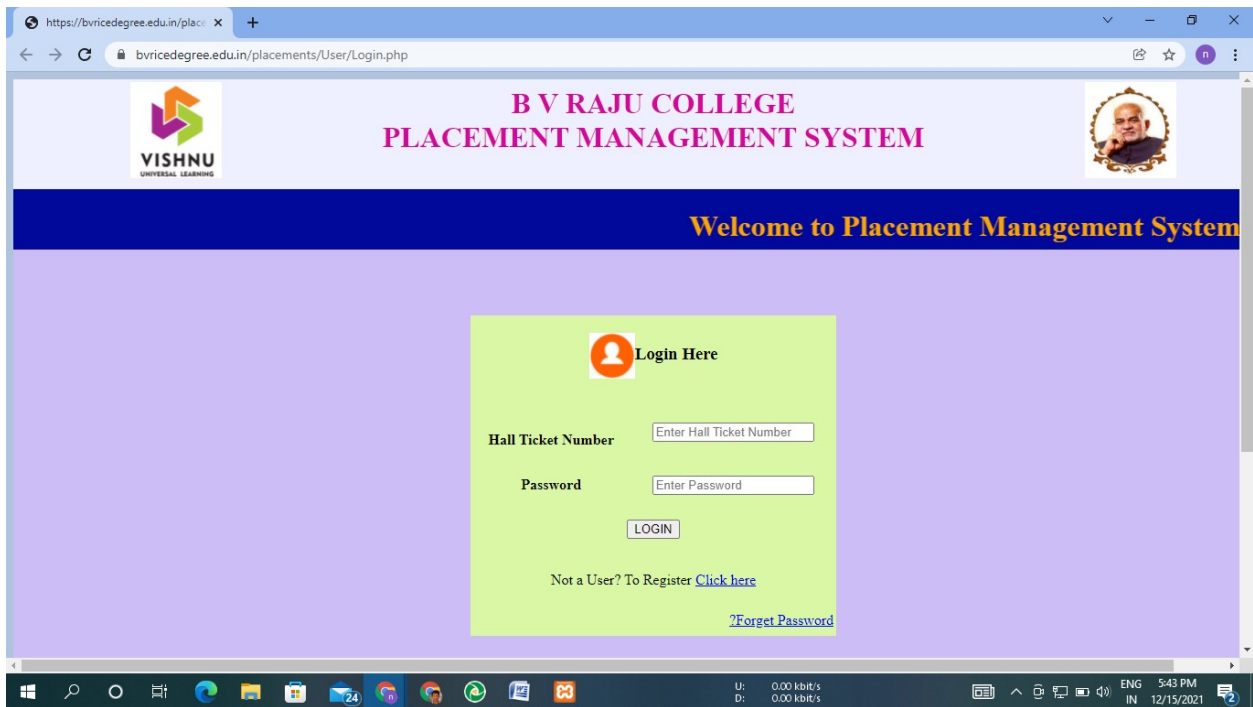
- Student Details based on
 - Pass out year
 - Job location
 - Job interest
 - Salary interest
- Placed Student List based on pass out year and course.

ADMIN URL:

<https://bvricedegree.edu.in/placements/Admin/Home.php>



Student URL: <https://bvricedegree.edu.in/placements/User/Login.php>



4. Employee Management System (GAD)

The purpose of this software is to collect the details of employees who are working in Genera Administration Department and get a report of them when we required.

We can also get a report of employee service certificate and relieving report when an employee is relieving from his duties.

Some example fields of an employee we collected are....

- Employee id
- Employee name
- Aadhar Number with pdf upload.
- PAN card number with pdf upload.
- Previous work experience.
- Salary details (Basic, TA, DA, HRA and others).

The screenshot shows a web browser window displaying the SVES Employee Management System. The browser address bar shows the URL `localhost/emp/upload.php`. The page has a green header with the text "SVES Employee Management System" and "Vishnupur:Bhimavaram, West Godavari District, Andhra Pradesh-534202, India". Below the header, there is a navigation menu on the left with options: Home, Upload, Add, Edit, Delete, Report, and Logout. The main content area features a "Select Employee File" section with a "Choose File" button and a "No file chosen" message. To the right of this section is a link: "To download sample file Click here". Below these elements is a large blue button labeled "UPLOAD EMPLOYEE DATA". The Windows taskbar at the bottom shows the system tray with the date and time: "5:46 PM 12/15/2021".